


# ASSET MANAGEMENT OFFICE IN SPAIN – RECOVER PROJECT (GA 101091375)

# BODIES IN SPAIN THAT CAN DECIDE WHAT TO DO WITH FROZEN/ CONFISCATED ASSETS



- Asset Recovery and Management Office, ORGA (Ministry of Justice) – Since 2016
- Trial Courts / tribunals
- National plan on drugs (Ministry of Health)

# ASSET MANAGEMENT BY COURTS AND TRIBUNALS

- Lack of supporting staff with financial or economic skills/expertise
- Workload: Complexity and length of criminal proceedings + the need to deal with urgent cases
- Investigating, trial court (and even courts dealing with the sentence execution phase) are different










BOTTLENECKS OF ASSET MANAGEMENT				
DEPRECIATION	MAINTENANCE COSTS	VARIETY OF ASSETS	COMPLEXITY of DRAWING UP an INVENTORY	LENGTHY CRIMINAL PROCEEDINGS





# THE COST OF DOING NOTHING





# THE BENEFITS OF INTERLOCUTORY SALES

DEPOSIT EXPENSES, DEPRECIATION, PRESERVATION EXPENSES  
10 –15 euros per day: between 3.650 € and 5.475 € per year



MASERATI 36.400 €



BENTLEY 45.000 €



PORSCHE +/-  
45.000 €  
PORSCHE CARRERA  
87.500 €



LAND ROVER 57.310 €



FERRARI  
151.981 €



LAMBORGHINI  
127.000 €

# THE BENEFITS OF INTERLOCUTORY SALES

MOORING COSTS, DEPRECIATION, UPKEEPING EXPENSES



PETRA 127.000 €




BREATH 155.500 €



BELLA 138.600 €


ARBAT MOSCOW  
313.952 €



ULYSSES 87.500 €



# THE BENEFITS OF INTERLOCUTORY SALES



**5.080,958 M<sup>3</sup> PETROLEUM PRODUCTS**

- **DEPOSIT EXPENSES: 239.294,88 € per YEAR (19.941,24 € per month).**
- **PUBLIC AUCTION IN COOPERATION WITH PUBLIC AGENCY, CORES: No expenses**
- **BENEFIT: 1.771.571,26 €**

# 1.- PROVISIONAL USE OF ASSETS

## 2.- DIRECT DELIVERY





### 3.- COMPENSATION OF VICTIMS



# ASSETS OBTAINED THROUGH OTHER CRIMES AND MANAGED BY ORGA

WHAT DO WE DO WITH THE MONEY?

50%



50%





## SOME FIGURES

### Progression of ORGA's deposit account balance

CURRENCY	31-12-2017	31-12-2018	31-12-2019	31-12-2020	31-12-2021	22-11-2022
EURO	18.212.997,52	22.548.676,69	36.563.753,68	45.875.545,69	63.426.406,42	92.956.508,06

➤ Last available figures (2023): **106.427.550,29 euros**



